

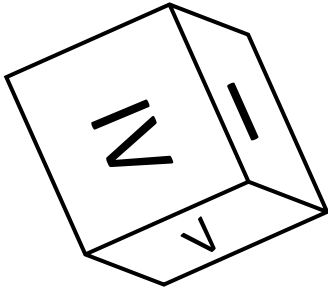
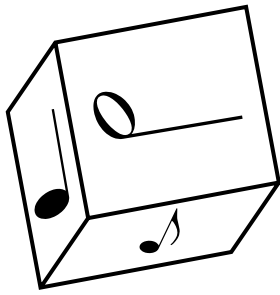




MERRIENAN® MELODIES
A Colorful Way To Learn Music



Dice Games



MERRIENAN DICE GAMES


The colored dots connect each set of dice with the subject they are used for.
You can also print the black and white dice sets of dice on different pastel colors of paper.

CONTENTS

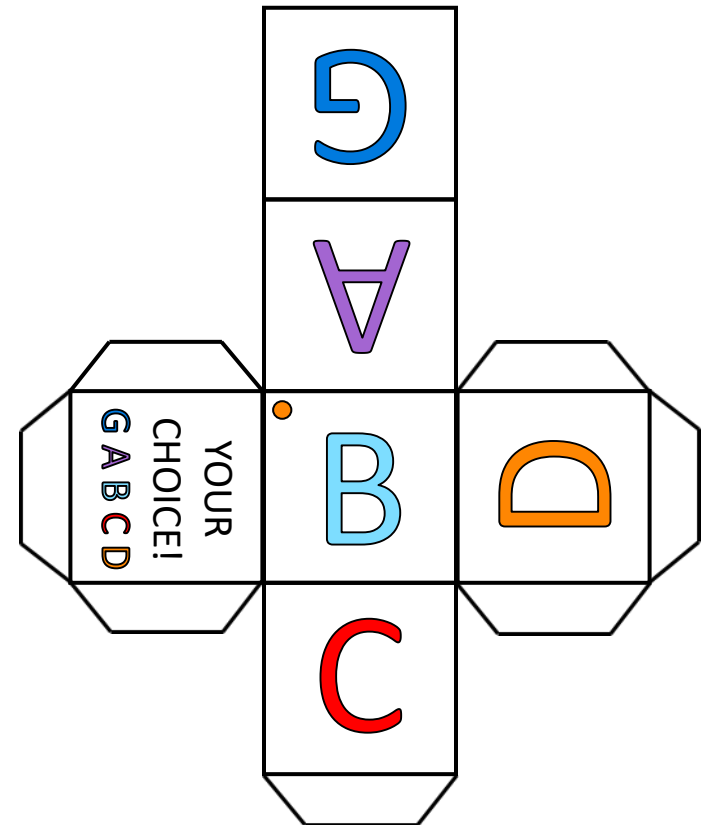
Subject	Page
1. ● Clef System Dice	2-4
2. ● Enharmonic Notes Dice	5-8
3. ● Rhythm Dice	9-11
4. ● Composing Dice Set	12-34
A. 5 Finger Pattern Letter Dice	12-14
B. 5 Finger Pattern Note Dice	15-20
C. 8 Finger Pattern Note Dice	21-24
D. Time Signature Dice	25
E. Tempo Dice	31
G. Dynamics Dice	32
H. Touch Dice	33
I. Repeat Dice	34
5. ● Interval Dice	35
6. ● Tetrachord Dice	36
7. ● Chord Dice	
8. ● Chord Progression Dice	
9. ○ Create Your Own Dice	40

MERRIENAN 5 FINGER PATTERN LETTER DICE

KEY OF **C** MAJOR 5 NOTES DIE



KEY OF **G** MAJOR 5 NOTES DIE



1. Cut out the dice, fold them, and tape or glue them together.
2. Roll the dice and find the note on the piano keyboard that you rolled.
3. Roll the dice and write the note on manuscript paper that you rolled.
4. Roll the dice to create compositions. Write your notes down on manuscript paper.
Play your new song!